



AL24

Features

- Alarm monitoring
- Outputs for lamp and horn
- Indicators for output contacts

Product Description

Alarm relay provides LED indication and output contact signalling when there is alarm signal received. The alarm relay consist of alarm input, alarm accept, alarm reset, lamp test controlled input and 2 relay contacts. Red LED indication for relays. The relay 1 (LED) flashes and the relay 2 (LED) turned on when alarm signal is received.

Technical Data

INPUT

Auxiliary input : 24 V DC \pm 5%
 Max power consumption: 2 W

INPUT CONNECTION

Alarm input : Pin 7
 Alarm accept : Pin 4
 Lamp test : Pin 8
 Reset : Pin 5
 Common : Pin 6

INPUT TYPE

Dry contact

OUTPUT CONTACTS

Rated voltage : 250 V AC
 Contact rating : 5 A
 Expected electrical life : 100,000 operations at rated current
 Expected mechanical life : 5×10^6 operations

INDICATORS

Auxiliary supply : Green indicator
 Relay 1 (Lamp) : Red indicator
 Relay 2 (Horn) : Red indicator


ENVIRONMENTAL CONDITIONS

Temperature : -5°C to +55°C
 Humidity : 56 days at 93% RH and 40°C non-condensing

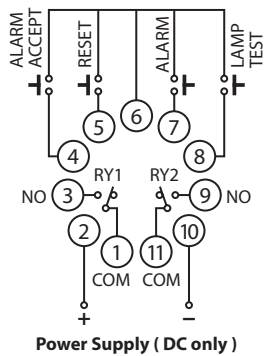
MECHANICAL

Mounting : Circular 11-pin plug-in socket
 Dimension (mm) : 35(w) x 80(h) x 72.5(d)
 Approximate weight : 0.2 kg

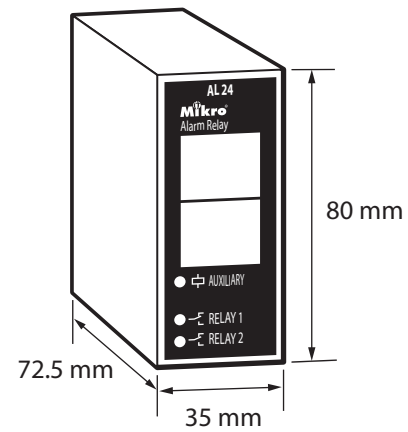
Operation Diagram



Connection Diagram



Case Dimensions



Ordering Information

MODEL	DESCRIPTION
AL 24	Auxiliary voltage 24 V DC